



# TAY TAY

SWING ARMS WALL

location:  
**DAMP**

## SPECIFICATIONS:

### DESCRIPTION

Low Voltage swing-arm luminaire with handcrafted glass shade. Employs a Class 2 electronic low-voltage transformer and integrated full-range rotary dimmer.

### LAMPING

50W Low pressure 12V halogen GY6.35 Bi-Pin lamp, included. Suitable for use in an open fixture.

### DIFFUSER

Shade shall be handcrafted glass of various decors. Diameter of 4.125" and height of 3.875"

### CONSTRUCTION

Fixture utilizes solid brass construction, with decorative metal finish.

**1WU:** Arm rotates 155° and pivots at center, while lamp head rotates and pivots 90°. 8mm dia. tubing rotates on two-piece clamshell swivel.

**1WW:** Arm rotates 130° and raises/lowers. Lamp holder pivots. Two parallel 8mm arced tubes raise and lower on canopy pivot.

### METAL FINISH

Fixture shall be finished in Satin Nickel.

### MOUNTING

Installs directly to a 4" octagonal outlet box.

### LABELS

UL or ETL Listed. Suitable for Damp Locations (interior use only).



TAY TAY SWING ARM SHOWN IN "WU" VANILLA MATTE (1WU-5605VM-SN) & "WW" AMBER CLOUD (1WW-560518-SN) IN SATIN NICKEL FINISH

560507  
OPAL MATTE



560519  
CARRERA



560560  
COCOON



5605HN  
HONEY



**For ordering information, see next page**

All dimensions provided are nominal. Allowance must be made for dimensional tolerance in handcrafted glasses.

**REV 8/21**



ORDERING:

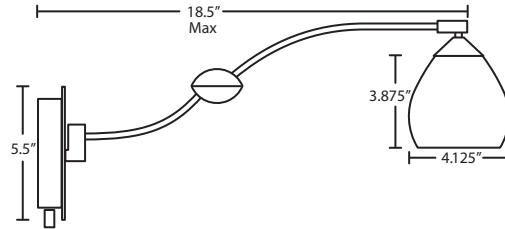
FIXTURE	-	GLASS OPTIONS	-	METAL FINISH
1WU Swing arm		560507 Opal Matte		SN Satin Nickel
1WW Swing arm		560519 Carrera		
		560560 Cocoon		
		5605HB Habanero		
		5605HN Honey		
		5605MA Magma		

Ex. 1WW-560541-SN

Tay Tay Swing Arm Fixture w/ Garnet Glass, Satin Nickel Finish

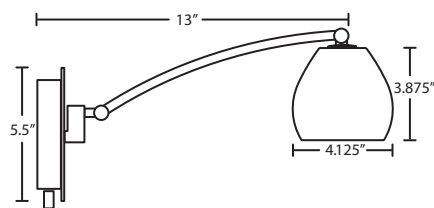
1WU Series 1 Lt. Double Swing-Arm Fixture

Arm rotates 155° and pivots at center, Lamp head rotates & pivots

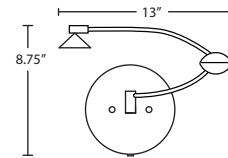


1WW Series 1 Lt. Single Swing-Arm Fixture

Arm rotates 130° and raises/lowers, Lamp head pivots



1WU Extra Dimensional Information



**Project Information:**